

# braintronics®

Body&Mind syncSystem

  
CASADA  
healthcare



time to relax

braintronics®  
  
brainwave  
relaxation system



# HILTON III



## < timetorelax

Since the company was founded back in the year 2000, the name CASADA has become synonymous with high-quality products in the wellness and fitness sector.

Today, CASADA products are available worldwide. Continuous development, unmistakable design and a strict focus on improving quality of life are just as much characteristic of CASADA products as reliable and top-class quality.

## Congratulations!

By purchasing this massage chair you have demonstrated an awareness for your health.

So that you can enjoy the benefits of this device for a long time to come, we ask that you read and observe the safety instructions carefully.

We hope that your personal Hilton III will bring you much enjoyment.

## Table of Contents

Safety instructions .....	18
Contraindications.....	19
Troubleshooting .....	20
Assembly .....	21
Remote control.....	22
Display .....	25
Special benefits .....	26
Specifications .....	28
EU Declaration of Conformity .....	28
Warranty conditions.....	28

# Safety instructions



**Please read the following instructions carefully before using your massage chair, to ensure that it functions properly and with optimal efficiency. Please retain these operating instructions for further use!**

- The massage chair conforms to recognised technical principles and the latest safety regulations.
- The massage chair is equipped with heated sections. Persons who are sensitive to heat should take care when using the product. (ICE 60335-2-32)
- The massage chair does not require maintenance. Any possible repairs may only be carried out by authorised experts.
- Improper use and unauthorised repairs are not permitted for safety reasons and lead to loss of warranty.
- In order to avoid injury please do not stick your fingers between the massage rollers.
- Never touch the mains plug with wet hands.
- Do not allow the massage chair to come into contact with water, high temperatures and direct sunlight.
- Do not use the massage chair in an environment with high humidity levels e.g. in the bathroom.
- Do not use the massage chair in an area with insufficient space or in an area where ventilation is covered and a supply of fresh air is not guaranteed.
- To avoid the danger of short-circuits, disconnect the massage chair from the power supply if it is not in use for a long period of time.
- Do not use any damaged cables, plugs or loose sockets.
- If cables/plugs are damaged, they must be replaced by the manufacturer, a service representative or by qualified personnel.
- In the case of malfunction, immediately disconnect the product from the mains.
- The company disclaims any liability for damage if the product is in use inappropriately or incorrectly.
- Do not exceed the daily recommended massage duration of 30 minutes in order to avoid excessive strain on the muscles and the nerves.
- To avoid damaging the massage chair, never use pointed or sharp objects.
- In order to reduce the danger of short circuits or fire, it is essential to use only sockets that fit the plug and to ensure that the plug is fully inserted into the socket.
- Disconnect the massage chair from the power supply after use and before cleaning.
- Do not allow children under 14 to clean or maintain the product without supervision.
- If an unexpected power failure occurs during use, immediately set the switch to the OFF position and disconnect the plug in order to avoid damage to the massage chair.
- Do not use the massage chair if the electric cables are wet or damaged.
- Children, people with disabilities and frail people must be supervised at all times when in the vicinity of the massage chair or when using the massage chair.
- Do not use the massage chair immediately after consuming a meal or when under the influence of alcohol.
- Only use the product for the purpose described in the operating instructions.
- Please only use accessories provided by the supplier.
- To prevent damage, please do not stand, sit or bounce on the footrest.
- To avoid damage or injury, do not try to sit on the armrests or backrest.
- Please clean your massage chair regularly and prevent foreign bodies from penetrating the crevices of the massage chair.
- Please do not pull directly on the mains cable.
- When adjusting the position of the footrest or the backrest, please ensure that there are no other objects underneath.
- The product is only intended for domestic use.
- If the flexible power cable becomes damaged, another flexible cable designated for the same purpose must be used or a suitable replacement cable must be purchased from the manufacturer or their service point.

# Contraindications

**If you are unsure whether you may use the massage chair, please consult with a doctor.**

- Use of the massage chair is prohibited during pregnancy or in the case of one or several of the following complaints: Recent injuries, thrombotic diseases, any kinds of inflammations and swellings, and cancer. If you are undergoing treatment for illnesses or conditions it is recommended that you consult with a doctor before getting a massage.
- Persons with physical, cognitive or mental impairments or persons lacking experience and knowledge should only use this chair under the supervision and guidance of persons responsible for their safety.
- In order to avoid any discomfort or danger when using the massage chair, we would ask the following people to consult a doctor before using the product:
  - Non-ambulant persons
  - Persons receiving medical treatment
  - Patients with back pain and persons with spinal problems / curvature of the spine.
  - Persons with pacemakers
- If you experience pain during the massage, stop using the product immediately.
- If you injure yourself whilst using the chair, seek immediate medical treatment.
- Please do not massage any reddened, swollen or inflamed areas of the skin.
- This massage chair is intended to be used only for home wellness massages and is not a medical massage device. It can therefore not be used as a substitute for specialist medical treatment.
- We recommend that you use the massage chair for 30 minutes on a daily basis. Individual areas of the body should be massaged for a maximum of 15 minutes at a time, as excessive massaging can otherwise be counter-productive.
- This product is not suitable for children under the age of 14.
- Children under the age of 14 must be supervised. Ensure that children do not play with the massage chair.

## “BRAINTRONICS” CONTRAINDICATIONS

- Psychoses (e.g. schizophrenia, bipolar disorder, endogenous depression)
- Personality disorders
- Epilepsy and similar seizure disorders
- Heart conditions
- Diseases of the central nervous system
- Thrombosis
- Endogenous depression
- ADHD (under-active)
- Recent heart attack or stroke
- Mental disability
- Addictions such as to drugs or alcohol or dependency on medication
- Regular intake of psychotropic drugs
- Pregnancy

**NOTE:** For ethical and legal reasons, braintronics should not be used on children and young people without the explicit permission of the legal representatives. Persons for whom meditation may conflict with religious beliefs should refrain from using the product.

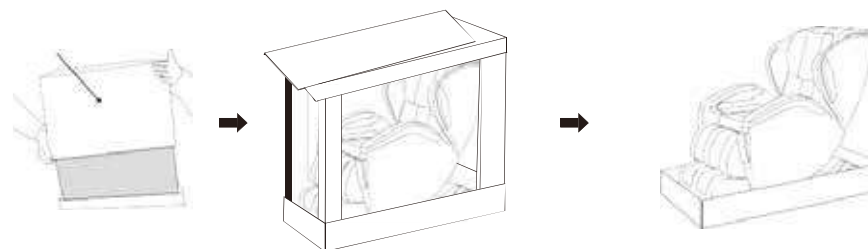
# Troubleshooting

In the unlikely event of a fault, please stop using the product immediately and pull out the plug, in order to avoid accidents. If the following measures do not correct the fault, please contact the customer service centre.

FAULT	REPAIR
The massage chair does not function despite being plugged in.	<ol style="list-style-type: none"> <li>1. Check whether the mains cable and the connection device for the remote control are both correctly plugged in.</li> <li>2. Check whether the switch on the massage chair is set to "ON".</li> </ol>
The massage chair does not respond to the remote control.	<ol style="list-style-type: none"> <li>1. Check whether the mains cable and the connection device for the remote control are both correctly plugged in.</li> <li>2. The massage chair has automatically switched itself off due to overheating. Unplug the massage chair from the electricity source and leave it to cool down for 30 to 50 minutes.</li> </ol>
The massage chair and remote control cannot be operated.	After the massage programme has ended, the massage chair automatically switches into standby mode. Please press the power button again in order to reactivate the massage chair.

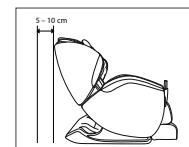
# Assembly

## I. OPEN THE PACKAGING AND REMOVE THE ACCESSORIES



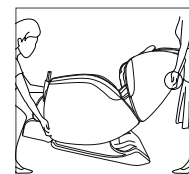
1. Open the adhesive tape from the outside of the packaging and lift it up to remove it.
2. Next, remove the packaging material from the massage chair.
3. Remove the accessories package.
4. Delivery contents of the accessories package: instructions for use, electricity cable, remote control.

## II. CHECK THE ENTIRE MASSAGE CHAIR AND SMOOTH OUT THE COVER



## III. SET UP THE MASSAGE CHAIR

1. Remove the entire massage chair from the base packaging and position it in a room as described in detail in the following section.
2. Please ensure that at least 5 – 10 cm of space is maintained between the backrest and the wall and between the foot section and any furniture. Otherwise the backrest and foot section cannot be fully extended.



## IV. MOVE THE MASSAGE CHAIR

1. Hold the backrest firmly with both hands as pictured on the left and tilt the massage chair backwards around 45°. Carefully slide the massage chair forward on the transport rollers and set it down in a suitable place.

### Note:

- Please do not tilt the chair on your own.
- Do not move the massage chair if persons are sat on it.
- If the floor underneath the chair could become damaged in the process of moving it, refrain from moving the chair.
- Make sure to have a firm grip on the massage chair to prevent it from falling.



The massage chair is equipped with heated sections. Persons who are sensitive to heat should take care when using the product. (ICE 60335-2-32)

# Remote control



- |                                    |  |
|------------------------------------|--|
| [1] Adjustable range               | [14] Kneading + Tapping                |
| [2] Adjustable speed               | [15] Tapping                           |
| [3] Air pressure intensity setting | [16] Rolling                           |
| [4] Air pressure massage           | [17] Regulation Back- / Foot part      |
| [5] Foot roller                    | [18] Zero Gravity 2                    |
| [6] Switch on / off                | [19] Display                           |
| [7] Pause                          | [20] Zero Gravity 1                    |
| [8] Timer                          | [21] Guide the massage heads upwards   |
| [9] Sleep mode                     | [22] Point massage                     |
| [10] Heated back area              | [23] Guide the massage heads downwards |
| [11] Demo programme                | [24] Massage area                      |
| [12] Shiatsu                       | [25] Automatic area                    |
| [13] Kneading                      |  |

# Remote control

-  **Adjustable range**  
Adjust the distance between the massage rollers.

---

-  **Adjustable speed**  
Set one of the 3 massage speed levels for Tapping & Kneading & Dual Action & Shiatsu

---

-  **Air pressure intensity setting**  
Intensity of airbag massage adjustable in 3 steps.

---

-  **Air pressure massage**  
A quick press of this button allows you to choose between the individual massage areas:  
Feet/calves ▶ arms ▶ shoulders ▶ feet/calves/arms ▶ feet/calves/arms/shoulders.  
Holding the button for longer automatically selects a combination of the different areas.

---

-  **Foot roller**  
Start or stop the foot roller massage

---

-  **Switch on / off**  
Switch the massage chair on/off. Repeatedly pressing the button switches off all the functions of the massage chair and it will return to its original position.

---

-  **Pause**  
All functions are paused. Pressing this button again resumes all the previously selected functions.

---

-  **Timer**  
Choose the desired massage duration. Adjustable between 5 – 30 minutes. Standard duration: 15 minutes.

---

-  **Sleep mode**  
If you press this button at the beginning of or during an automatic programme, the chair will not return to its original position at the end of the programme, but will instead allow you to remain in the reclined position.

---

-  **Heated back area**  
Start / stop the warming function for the back area

---

-  **Demo Programm**  
Five minute short programme.

---

-  **Shiatsu**  
The Shiatsu massage is a type of physical therapy developed in Japan, originating from traditional Chinese medicine.

---

-  **Kneading**  
In Kneading mode, the massage heads rotate vertically as well as horizontally. The skin tissue is therefore stimulated and blood flow to the area is increased.

---

-  **Kneading + Tapping**  
A combination of kneading and tapping, adjustable intensity and speed.

# Fernbedienung

- Rolling**  
In Rolling mode, the spine is stretched and relieved by a back and forth rolling motion.
- Tapping**  
Tapping massage facilitates blood flow and relaxes tense muscles.
- Backrest control**  
This button controls the position of the backrest and the footrest
- Footrest control**  
Press and hold the button to adjust the footrest.
- Zero Gravity**  
Weightless position: Every press of the button switches the setting between one of the two different automatic reclining positions.
- Guide the massage heads upwards**  
Pressing this button during the course of the manual programme allows the upwards and downwards position of the massage heads to be adjusted.
- Point massage**  
The point-by-point massage allows you to choose the area and technique yourself, in order to massage the desired part of the back.
- Choice of massage area**  
If you have activated the point massage, you can choose from the following massage areas in manual mode:  
Point-by-point ▶ Back ▶ Lumbar ▶ Seat ▶ Back and lumbar ▶ Lumbar and seat ▶ Whole back
- Auto 1 Automatic area 1 – Refresh:**  
Fight the signs of fatigue and regain your energy.
- Auto 2 Automatic area 2 – Deep Tissue:**  
Concentrates on your deep muscle tissue to fight cramping and muscle pain.
- Auto 3 Automatic area 3 – Stretching/Elongation:**  
This specially developed stretching massage programme will surely help you too to remember the pleasant feeling of being stretched out. A gentle massage combination of varied stretching techniques pampers your stressed body.
- Auto 4 Automatic area 4 – Rejuvenate/Regenerate:**  
Penetrating massage techniques (pressure and kneading) provide relief for your joints. Ideal massage for strengthening and relieving your back and legs.
- Yoga**  
Targeted stretching massage activates your body and has a stimulating effect on your whole being.
- Relax**  
Just lean back, tune out, rest, relax and recover.

# Display



- [1] Automatic mode in progress
- [2] Display the selected automatic programmes
- [3] Remaining duration of the massage programme
- [4] "Pause" function is activated
- [5] Warming function is activated
- [6] Display for each of the activated positions of the airbags
- [7] Airbag intensity
- [8] Display for adjusting the back rest
- [9] Display for the current position of the massage rollers
- [10] Display for the adjustment of the footrest
- [11] Switch the "sleep" function on / off
- [12] Display for the speed setting
- [13] Display of the selected massage areas
- [14] Display of the massage techniques in use

# Specials



## ROLLING

Pleasant alternation between relaxation and releasing the muscles – also perfectly suited for a final massage, for relaxation and recovery of the muscles.



## KNEADING

Skin and muscles are either clasped and kneaded between the thumb and the index finger or with both hands. This massage technique is used in particular to ease tension.



## AIR COMPRESSION

Rising and receding airbags have a pumping motion which produces natural muscle reflexes. This is particularly beneficial in the calf and foot area.



## HEATING

A deep penetrating and heat-radiating effect in which one can perfectly relax. This function is particularly beneficial for muscle tension due to the deep reaching effect.



## TAPPING

Short, tapping movements are performed with the edge of the hand, the palm or the fist. This promotes blood circulation in the skin and softens tense muscles. If tapping is performed at lung height, this can improve the release of mucus in the lung.



## KNEAD & TAP (DUAL ACTION)

The techniques of kneading and tapping are combined in order to relieve tension and stimulate blood circulation at the same time.



## SHIATSU

Shiatsu (finger press) is a form of body therapy originating in Japan. The massage technique consists of soft, rhythmic, far-reaching stretches and rotations. The aim of Shiatsu is to simulate individual parts of the body and to mobilise the muscles.



## SOLE ROLLER

Deluxe foot massage – even the speed of the foot rollers can be adjusted.



## L-SHAPE

You can expect a profound full body massage from the neck down to the buttocks.



## ZERO SPACE

For the lying-position the massage chair moves forward and therefore requires very little distance to the wall behind. Space saving and comfortable!



## ZERO GRAVITY

You put yourself in the position of an astronaut – that “weightless feeling”.



## 2D MESSAGE

The intelligent 2D massage mechanism allows the massage chair to measure your back to determine a more exact position of the sections of the spine.



## ADJUSTABLE PILLOW

If necessary, the double cushion can be placed to reduce the neck and shoulder massage intensity.



## BACK AREA

An individual applicable to any size massage area.



## ADJUSTABLE FOOTREST

The footrest can be extended, this way it is adaptable to different body sizes.

# Specials



## RECLINING POSITION

The adjustability of the backrest and footrest contributes to personal well-being of the body position.



## BRAINTRONICS

Braintronics technology synchronises your brainwaves through audio stimulation. Combined with a specially developed massage programme your stress-ridden body will be able to relax. No matter whether you'd like to relax, dream or learn – anything's possible.



## AIR AREA

Three air pressure modes (full body, arm and leg / lower body).



## SPOT

The massage heads can massage a particular spot.



## YOGA

Targeted stretch massages activate the body and have an invigorating effect on the whole of the body.



## SPEED

Massage speed is adjustable.



## WIDTH

The distance between the both massage heads can be set (narrow, medium and wide).



## ACUPRESSURE POINTS

Key acupressure points are massaged.



## BLUETOOTH

Wireless data transmission.



## S-LINE

With this automatic program the massage heads are working very close to your body, they massage the whole back down to your buttocks. The S-shaped mechanic is constructed after the natural anatomy of the spine.



## AUTOMATIC

7 specifically developed automatic programmes for the whole body, which offer a big range of different massage techniques. Additionally you can also turn on the heating function, if you'd like.



## AIR INTENSITY

Adjustable airbag massage intensity.



## MUSIC

Further relaxation and fun with the music function.



## HUMAN HANDS FEELING

Specially designed massage heads imitate the hand motion of a professional masseur. The maximum stretch space is 6,5 cm, and the maximum stretch angle is 41 degrees, so the mechanical hands can do effective massage to human cervical vertebra thoracic vertebra and lumbar vertebra.

# Specifications

Standing measurements:	140 x 80 x 116 cm
Reclining measurements:	173 x 80 x 88 cm
Weight:	86 kg
Voltage:	220-240 V ~ 50/60 Hz
Rated output:	max. 230 W
Rated runtime:	15 minutes
braintronics:	21 minutes
Certificates:	



# EU Declaration of Conformity

Complies with European Regulatory Standards EMC 2014/30/EU and LVD 2014/35/EU.

# Warranty conditions

The retailer guarantees a statutory period of warranty for the product described on the reverse. Warranty is valid from the date of purchase. The purchase date must be documented with proof of purchase. The retailer will repair or replace defective products registered in Germany free of charge. In order to receive this service it is required that you send the faulty device back with proof of purchase before the guarantee or warranty period expires. The warranty is void if a fault occurs which has arisen e.g. due to external influences or as a result of a repair or modification which was not carried out by the manufacturer or an official distributor.

The following are not considered part of the warranty:

- Wear parts, e.g. abrasives, fabric covers, overlays / cover
- Motor noises up to 72 db to 30cm
- Wear caused by improper use
- Commercial use e.g. use at exhibitions, multiple usage without interim breaks of 40 minutes
- Exposing the device to heat, humidity or liquids.
- Damage caused by pointed and/or sharp-edged objects
- Deliberate destruction, misuse, overloading or accidental damage
- Damage and staining caused by pets
- Staining caused by body care or hair care products.
- Damage caused by the use of acids, solvents or alcohol agents.

# Warranty conditions

The warranty granted by the retailer is limited to the repair and exchange of the product. Under this warranty, the manufacturer or the retailer shall have no further liability and are not responsible for damages which have arisen due to disregard of the operating instructions and/or improper use of the product. If, after examination of the product by the manufacturer, it is found that the warranty request does not concern a defect covered by the warranty or that the warranty period has expired, the customer must bear the costs for the inspection and repair.

As the manufacturer, Casada guarantees the delivery of faultless goods to buyers/partners. Products with proven production faults are entitled to be exchanged after registration and confirmation.

Legal notice: None of the contents have any healing value. The diagnosis of and therapy for illnesses and other physical disorders requires treatment by a doctor, alternative practitioner or therapist. The statements are exclusively informative and should not be used as a replacement for medical treatment. Every user is instructed to carefully assess their situation and, where necessary, consult a doctor to determine whether using the product is encouraged in their own unique case. Every use or therapy is undertaken at the user's own risk. We dissociate ourselves from any healing properties or commitments.

Casada International GmbH  
Obermeiers Feld 3  
33104 Paderborn, Germany  
info@casada.com  
www.casada.com

Copyright Images and text are subject to the copyright of CASADA International GmbH and may not be used without express consent.

Copyright © 2018 CASADA International GmbH.  
All rights reserved





