

< timetorelax

FOOTINN II





< timetorelax

Since the company was founded in the year 2000, the name CASADA has stood for high grade products in the area of wellness and fitness.

Today, CASADA products are available worldwide in 37 countries. What distinguishes CASADA products is their continuous development, unmistakable design and their absolute focus on improving quality of life as well as their reliable and excellent quality.

Congratulations

By purchasing this massage device you have demonstrated an awareness for your health.

So that you can benefit from the advantages of this device for a long time, we would ask you to read and observe the safety instructions carefully.

We wish you great joy with your personal **FootInn II**.

Table of contents

Safety instructions	14
Scope of delivery	15
Specifications	15
Starting up	15
Control panel	16
LED Display	17
Specials	17
Foot reflex zones	18
Troubleshooting	20
Storage Maintenance	20
EU Declaration of Conformity	21
Warranty conditions	21

Safety instructions



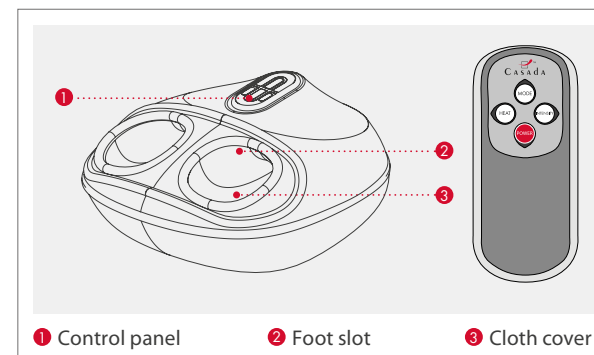
Please read the following instructions carefully before putting your massage device into use to ensure trouble-free operation and optimum efficiency. Please retain these operating instructions for further use!

- The massage device conforms to recognized technical principles and the latest safety regulations.
- This device does not require any maintenance.
- Any possible repairs may only be carried out by authorized expert staff. Improper use and unauthorised repair are prohibited for safety reasons and lead to a loss of warranty.
- Never touch the power plug with wet hands.
- Please avoid contact of the device with water, high temperatures and direct sunlight.
- To avoid the danger of short-circuits, disconnect the power cord when not used for long periods of time.
- Do not use any damaged cables, plugs or loose sockets. If the plugs or cords are damaged, they must be replaced by the manufacturer, a service representative or by qualified personnel.
- In case of malfunction, disconnect immediately from the mains. Misuse or incorrect use excludes any liability for damage.
- In order to avoid excessively stimulating the muscles and nerves, the recommended massage time of 30 minutes should not be exceeded.
- Never use pointed or sharp objects.
- Each massage – even a hand massage – must be refrained from during pregnancy or if one or more of the following complaints are present in the massage area: recent injuries, thrombotic diseases, all kinds of inflammations and swellings, and cancer. It is recommended to consult the doctor before taking a massage for the treatment of illness or infirmity.
- Do not use this device while driving.
- If you are dependent on electrical aids e.g. pacemakers, please be sure to consult your doctor for medical advice before taking a massage.
- This appliance can be used, by children aged from 8 years and above and persons with reduced physical, sensory or mental capabilities or lack of experience and knowledge if they have been given supervision or instruction concerning use of the appliance in a safe way and understand the hazards involved.





- Children are not allowed to play with the device.
- Children without supervision should, not do Cleaning and maintenance.
- Persons who are sensitive to heat shall be careful when using the unit.
- Use the device only with the supplied equipment.

Scope of delivery

- FootInn II foot massager
- Mains adapter
- 12 V car adapter
- wireless remote control



Specifications

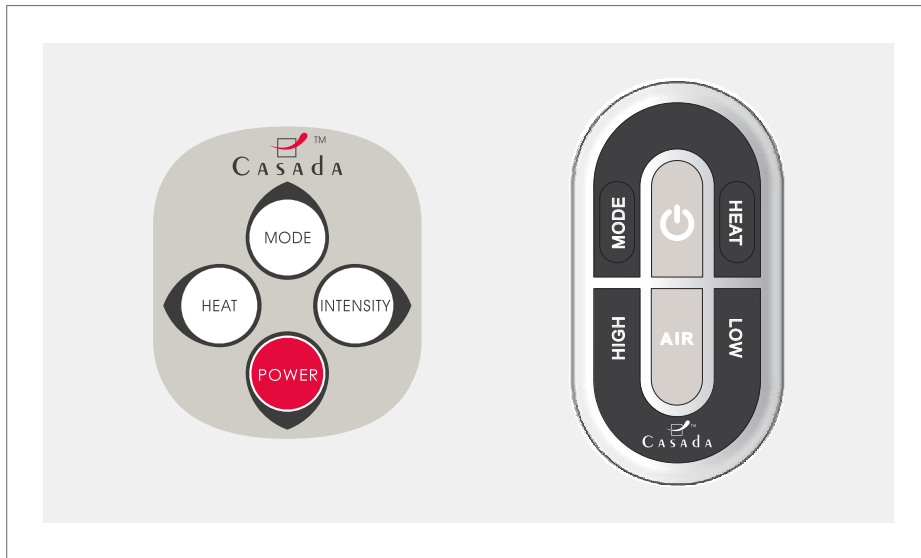
Dimensions:	37,5 x 35 x 17,5 cm
Weight:	2,9 kg
Voltage:	Input: AC 100-240V 50/60Hz, 800 mA Output: DC 12V, 2000mA
Nominal power:	24 watt
Runtime:	15 minutes
Certificates:	   

Putting the device into use

Before starting up, check whether the mains voltage matches the voltage specified on the mains plug. If you haven't done so already, connect the power cable to the massage device and then plug the power plug into the socket.

With the car adapter you can also use the FootInn II on trips (not while driving!) Plug the car adapter into the cigarette lighter.

Control panel



Button	Function
ON OFF	Press the ON/OFF button to turn on the device. The unit starts in AIR & MASSAGE MODE with a low intensity level.
MODE	Press the MODE button once to activate the MASSAGE MODE. Press the button a second time to switch to AIR MODE.
INTENSITY	By pressing the INTENSITY button on the remote control one of the 2 intensity levels can be selected.
HEAT	You can activate the foot sole heat therapy by pressing the HEAT button on the device or on the remote control. This function is not available in AIR MODE.
POWER	By pressing the POWER button on the remote control, the massage will be stopped at any time.
AIR	By pressing the AIR button on the device one of the 2 intensity levels can be selected.

The automatic massage lasts 15 minutes. The massage device automatically switches off after this period of time in order to prevent overheating. Unplug the power cable from the socket after every use.

LED Display

AIR & MASSAGE MODE	If this function is activated, the LEDs illuminate „yellow“ on the device.
SOLEROLLER-MASSAGE MODUS	If this function is activated, the LEDs illuminate „green“ on the device.
AIR-MODE	If this function is activated, the LEDs illuminate „red“ on the device.

Specials



AIR COMPRESSION

Rising and receding airbags have a pumping motion which produces natural muscle reflexes. This is particularly beneficial in the calf and foot area.



HEATING

A deep penetrating and heat-radiating effect in which one can perfectly relax. This function is particularly beneficial for muscle tension due to the deep reaching effect.



REFLEXOLOGY

Reflexology regenerates foot muscles and has a harmonizing effect on almost all organs inside your body.



SOLE ROLLER

The foot massage stimulates the nerve endings and certain organs of the body, which also relaxes the muscles.



HEEL MASSAGE

For a particularly beneficial foot massage, the heel area of the FootInn II is equipped with special acupressure heel airbags and heel rollers.

Foot reflex zones

Reflexology has the advantage over an all-body massage due to the fact that there are approx. 72,000 nerve endings of different organs in the feet. Precisely performed massages can influence the body in a positive way and enhance personal well-being.

Careful massages of the foot reflex zones can stimulate metabolism and blood circulation among other things, stimulate digestion and support the self-healing process of the body.

The more we care about the vitality of our feet, the better it is for our body: The feet are to be seen as a microsystem in which the whole organism is reflected and can be treated individually.



- > Neglecting the feet can affect the whole body.
- > Muscle tension can arise due to poor posture of the body. This in turn can have negative effects on the spinal column and the nerve tracts and result in other physical complaints.
- > Sleeping problems and cold feet are usually a result of circulatory disorders.
- > Swollen legs, muscle cramps and blood congestion can be caused by excessive sitting and physical inactivity.
- > Provide your feet with sufficient energy so that the veins embedded in the muscles can transport the blood throughout the entire body again.

Troubleshooting

FAULT

The device is connected to the mains, however neither the device nor the control panel works.

REMEDIAL ACTION

- 1) Control the connection to the adapter.
- 2) The device can overheat during prolonged use. For this reason, you should switch it off and let it cool down for 30-50 minutes.

Storage | Maintenance

With regular maintenance you can increase the service life of your massage device and at the same time ensure safe operation at all times.

1. Recommended storage: Dry, free of dust.
2. Keep liquids or open flames away from the device.
3. Clean the device with a soft, dry cloth.
4. Separate the device from the mains when it is not in use.

EU Declaration of Conformity

Complies with European Regulatory Standards EMC 2014/30/EU, LVD 2014/35/EU.

Warranty conditions

The retailer will provide a statutory period of guarantee for the product described on the reverse. Warranty is valid from the date of purchase. The purchase date must be documented with proof of purchase. The retailer will repair or replace products that are registered within Germany in which a defect has been found free of charge. This does not include parts subject to wear such as fabric covers. The requirement is that the defect device is sent in with proof of purchase before expiration of the warranty period.

The warranty claim shall not be applicable if a fault is established which has arisen e.g. due to external influences or as a consequence of a repair or modification which was not carried out by the manufacturer or an authorized dealer. The warranty on the part of the retailer is limited to repair or exchange of the product. Within the framework of this warranty, the manufacturer or retailer will not assume any further liability and is not responsible for damages that have arisen as a result of non-compliance with the operating instructions and/or improper use of the product.

If upon examination of the product by the manufacturer it is found that the warranty request does not concern a defect covered by the warranty or that the warranty period has expired, the customer must bear the costs for the inspection and repair.

Legal note: All contents do not contain healing statements. The diagnosis and treatment of illnesses and other physical disorders require a treatment by a physician, non-medical practitioner or therapist. The statements are strictly informative and may not be used as a substitute for a professional medical treatment. Every user is beholden to ascertain by accurate examination and, if required, after consultation of a specialist, if the application is the right one for their specific cases. Each dose or application takes place at the risk of the user. We dissociate ourselves from any healing statements or promises.

Casada International GmbH
Obermeiers Feld 3
33104 Paderborn, Germany
info@casada.com | www.casada.com

Copyright Images and text are subject to the copyright of CASADA International GmbH and may not be used without express consent.

Copyright © 2020 CASADA International GmbH.

All rights reserved.



